

SINGLE YOKE CONTROLLER

SINGLE YOKE KEY FEATURES

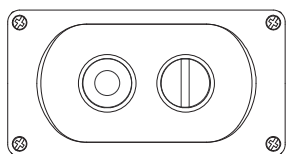


- Easily mounted to wall
- Control each fan individually
- SkyBlade supplies you with 100 ft. of 6-core cable for installation
- Operate your fans in either forward (cooling) or reverse (destratification)
- Manually control each fan's speed

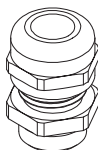
SINGLE YOKE TECHNICAL SPECIFICATIONS

Power Supply	0-10V DC analog from VFD
Dimensions	3"W x 2"H x 5"D
Weight	0.75 lb.
Language Protocol	0-10v signal
User Interface	Rotary dial
Enclosure	ABS plastic
Fans/Control	Single fan control
Power Consumption	0.5W
Connections	24 AWG 6-core shielded wire (included)
Max Cable Length	300 Ft.
Rating	NEMA 4X, IP65

SINGLE YOKE PACKAGE CONTENTS & ASSEMBLY



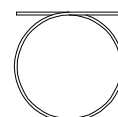
A. Single Yoke Controller (x1)



B. Strain Relief Bushing (x1)



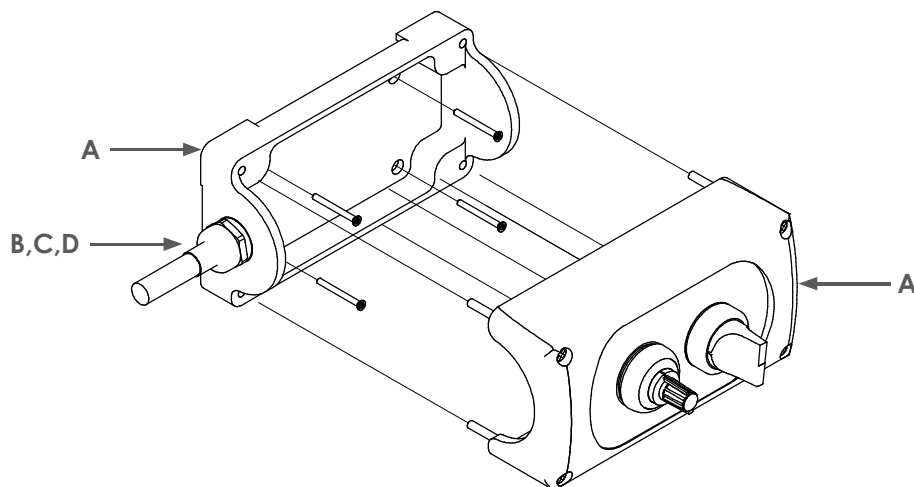
C. Heat-shrink Tubing (x1)



D. Control Cable (100 ft)



E. 3.5" Jumper (x1)

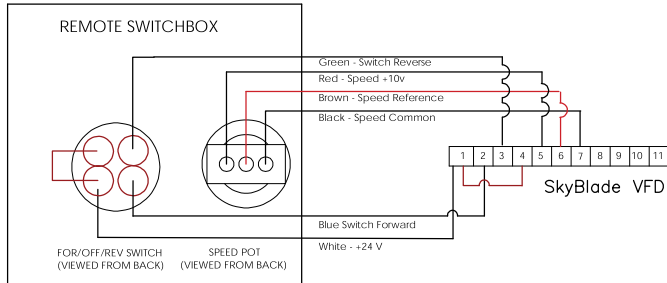


CONTROLLERS

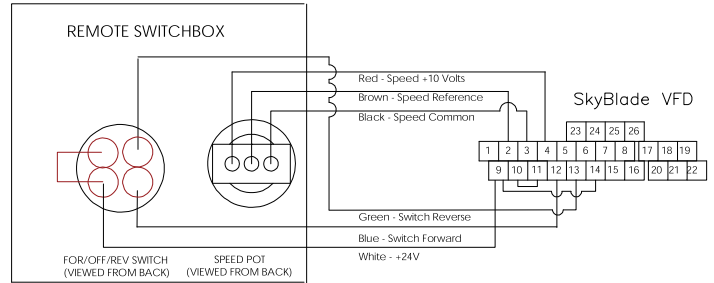
Single Yoke Controller

SINGLE YOKE WIRING DIAGRAM - GEARED DRIVE FAN

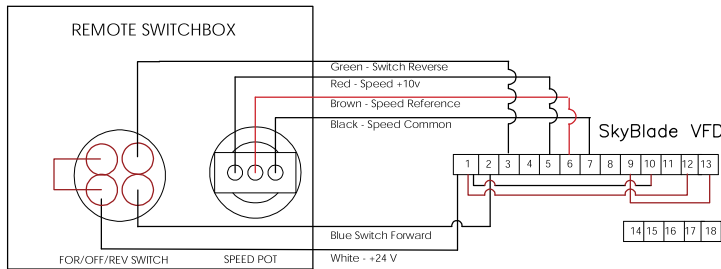
120V/1PH



230V/1PH, 230V/3PH, & 460V/3PH



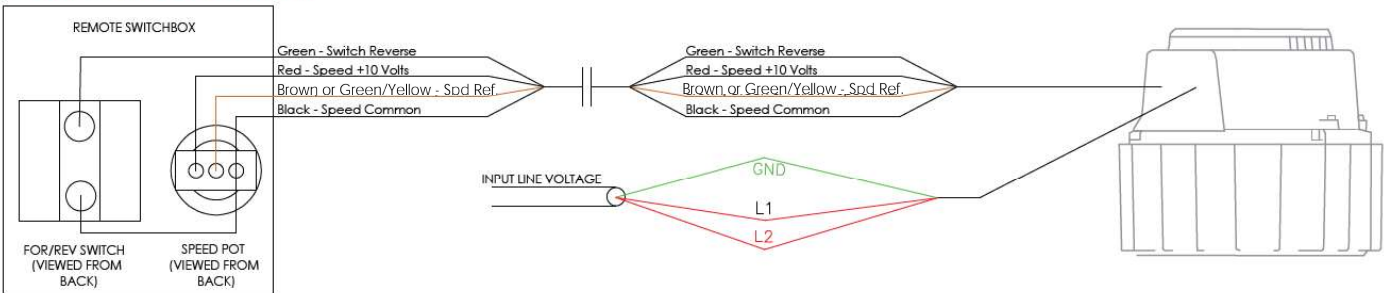
575V/3PH



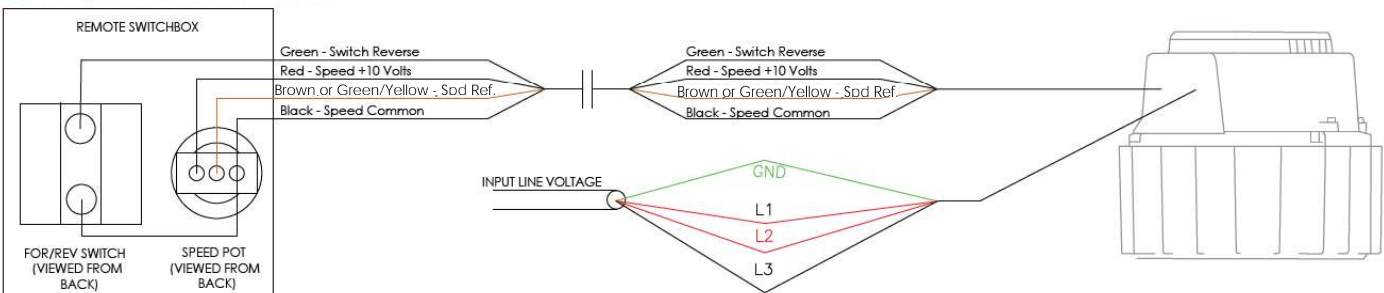
SINGLE YOKE WIRING DIAGRAM - DIRECT DRIVE FAN

NOTE: Blue and White wire is required to be capped separately down by the controller

120V/1PH & 230V/1PH



230V/3PH & 460V/3 PH



SkyBlade Fan Company | Where Form Follows Function

24501 Hoover Road, Warren, Michigan 48089 USA
 +1 (586) 806-5107 | sales@skybladefans.com
www.SkyBladeFans.com

Concurrent with our continuing product improvement program, specifications are subject to change without notice. Please contact SkyBlade Fan Company for latest information. Some features illustrated may be optional in certain market areas.

