


5500 Series Washdown Fan Forced Unit Heater



WARNING: This product can expose you to chemicals including nickel which is known to the State of California to cause cancer, and chromium, which is known to the State of California to cause birth defects and/or reproductive harm. For more information go to www.P65Warnings.ca.gov.

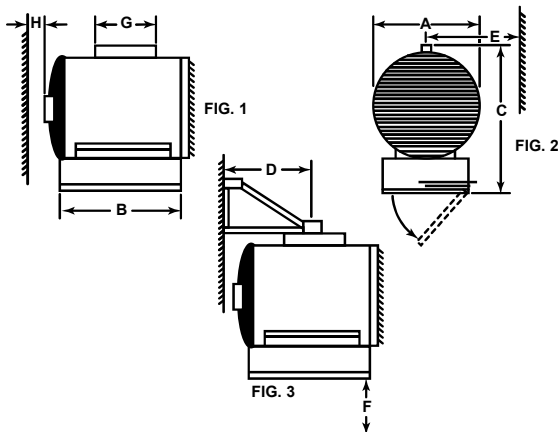
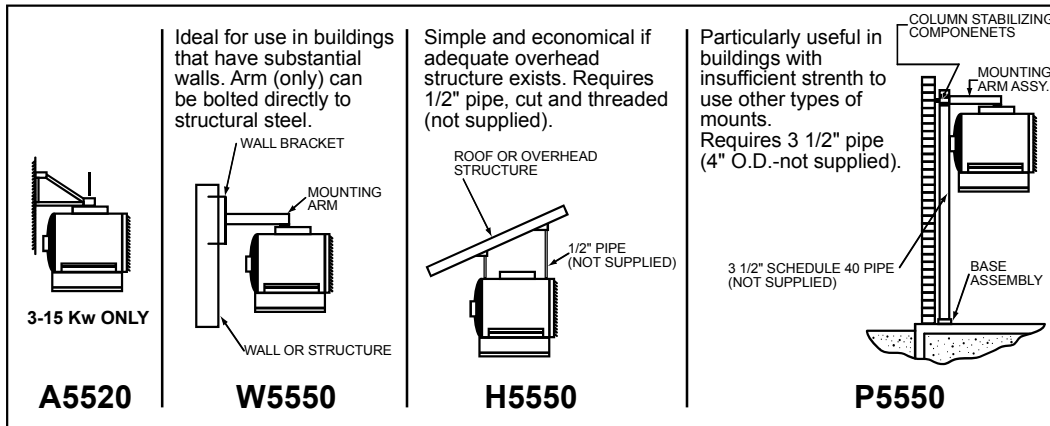
- Heavy-duty 304 16 gauge stainless steel shroud
- 316 stainless construction available
- Nema 4x non-metallic control panel
- 24-Volt transformer and control panel
- 3-position switch (off-heat-fan)
- Capillary thermostat with stainless steel sensor
- Automatic reset thermal cutout
- Totally enclosed U.L. listed motor
- Pilot light (power on indicator)

The Washdown Series unit heaters are electric unit heaters constructed for use in areas that require washing or hosing of equipment due to dirty or dusty industrial environments in non-hazardous locations. The totally enclosed water-tight construction made with corrosion-resistant material make this series ideal for industrial heating applications. The Washdown Series is constructed with all built-in controls and safety temperature controls wired in a non-metallic Nema 4x control panel with single-point power connections.

- Stainless steel finned tubular element. Constructed of 304 or 316 stainless rod and fins
- Control panel on bottom of unit for ease of installation and service
- Disconnect switch with enclosure door interlock
- Front grill rotates to direct airflow
- Single-point power connection
- Fan Blade Epoxy coated Aluminum
- Epoxy painted cold roll steel model available, consult factory
- Meets all U.L., NEC, and OSHA requirements (when installed as directed)
- Corrosion-resistant in high humidity and water-saturated areas (for areas where corrosion resistance is needed in non-explosive areas, contact factory for heater applications and optional materials)
- Thermostat temp range: 40°-110°F
- Made in U.S.A.

Mounting Bracket Kits & Product Dimensions

SIZE KW	MFG CATALOG NUMBER	STAINLESS STEEL COMBINATION BRACKET	LIST	MFG CATALOG NUMBER	WALL MTG. BRACKET *	LIST	MFG CATALOG NUMBER	HANGING BRACKET *	LIST	MFG CATALOG NUMBER	PIPE MTG. BRACKET *	LIST
3.3-15	07136702	A5520/UHB	379	07137202	W5520/WMK	539	07137002	H5520/HMK	379	07136802	P5520/PMK	539
20-48		----	-	07137302	W5550/WMK		07137102	H5550/HMK		07136902	P5550/PMK	



Heater KW	Heater Dimension in Inches unless otherwise stated.							
	A	B	C	D	E	F	G	H
3-7.5	12.00	18.00	19.75	15.25	16.25	6 ft.	8.00	6.00
10-15	14.00	19.00	21.75	15.25	18.00		8.00	6.00
20-30	16.00	27.00	28.75	19.50	17.50		15.50	4.50
40-48	18.00	31.00	30.75	19.50	19.50	21.75	2.75	

5500 Series Washdown Fan Forced Unit Heater

Product Specifications & Standard Washdown Models

Enclosure and Motor:

Element housing shall be 16 gauge 304 or 316 stainless steel shroud. The outlet grill and louver assembly shall be 304/316 stainless steel and rotate for direction of discharge air. The heater shall have a 304/316 stainless steel inlet grill and fan guard. The motor shall be totally enclosed, permanently lubricated and designed to resist moisture and corrosion. The fan blade shall be aluminum with a powder coated epoxy finish.

Element:

The heating element shall be 304 or 316 stainless steel tube with 304/316 stainless steel fin material helically attached to the tube for even heat transfer. The element designed with the highest quality nickel-chromium resistance wire embedded in compacted efficient dielectric to ensure proper heat transfer.

Control Panel:

The control enclosure shall be non-metallic Nema 4X control panel water-tight and dust-tight. The enclosure and elements are attached to the control panel with stainless steel fasteners. Standard control components are factory mounted and wired with access through control panel door on bottom of heater assembly. A standard door interlock disconnect switch shall be factory mounted and wired for safety.

Controls:

All controls shall be factory mounted and wired in Nema 4X panel. Terminal block, 24 Volt transformer, high temperature limits, contactor and fusing if required by NEC are mounted and wired in control panel. A three-position switch (Off-Heat-Fan) shall be mounted on side of control panel for access from outside of panel. A pilot light to indicate power is on for safety shall be located on side of control panel. A wall mounted Nema 4X thermostat is an optional accessory.

Mounting Bracket:

A formed 304/316 stainless steel bracket shall be used on 3.3 thru 15 KW units. A cast iron epoxy painted bracket shall be used on 20 thru 48 KW units. Above brackets shall be combination wall/ceiling type. Optional mounting brackets are available.

MFG CATALOG NUMBER	MFG MODEL NUMBER	KW	BTUs	VOLTS	PH	AMPS	CONTROL VOLTAGE	TEMP RISE °F	AIR THROW	CFM	WT. (LBS)	LIST	
07130402	F1F5503T	3.3	11200	208	1	15.9	24	26				4900	
07130502	F3F5503T			208	3	9.2							
07130602	H1H5503T			240	1	13.7							
07130702	H3H5503T			240	3	7.9							
07130802	G1G5503T			277	1	11.9							
07130902	P3P5503T			480	3	4							
07131102	F1F5505T	5	17100	208	1	24.1		40	20'	400	58	5086	
07131202	F3F5505T			208	3	13.9							
07131302	H1H5505T			240	1	20.8							
07131402	H3H5505T			240	3	12.1							
07131502	G1G5505T			277	1	18.1							
07131602	P3P5505T			480	3	6.1							
07131802	F1F5507T	7.5	25600	208	1	36.1		60				5793	
07131902	F3F5507T			208	3	20.8							
07132002	H1H5507T			240	1	31.3							
07132102	H3H5507T			240	3	13.1							
07132202	G1G5507T			277	1	27.1							
07132302	P3P5507T			480	3	9.1							
07132502	F1F5510T	10	34130	208	1	47.8		45				64	6969
07132602	F3F5510T			208	3	27.7							
07132702	H1H5510T			240	1	41.2							
07132802	H3H5510T			240	3	24.1							
07132902	G1G5510T			277	1	36.1							
07133002	P3P5510T			480	3	12.1							
07133902	F1F5515T	15	51200	208	1	72.1	68				64	7992	
07134002	F3F5515T			208	3	41.7							
07134102	H1H5515T			240	1	62.5							
07134202	H3H5515T			240	3	36.1							
07134402	P3P5515T			480	3	18.1							
07134602	F3F5520T			20	68260	208							3
07134702	H3H5520T	240	3			48.2							
07134802	P3P5520T	480	3			24.1							
07135002	F3F5525T	25	85325	208	3	69.5	56	35'	1400	92	64	9180	
07135102	H3H5525T			240	3	60.2							
07135202	P3P5525T			480	3	30.1							
07135402	F3F5530T	30	102390	208	3	83.4	68				64	10021	
07135502	H3H5530T			240	3	72.3							
07135602	P3P5530T			480	3	36.1							
07136002	P3P5540T	40	136520	480	3	48.2	70	42'	1800	126	10448		
07136402	P3P5548T	48	163824	480	3	57.8	84				12993		

Note: Products listed in this section are custom built and subject to 100% cancellation/restock charges.

Note: For 60Amp disconnect add \$50.00 Net. Add 'D' as the suffix; For optional monel elements, add 40% to the net of the heater. For powder coat epoxy painting of shroud, add \$210 list to heater pricing. For 316 stainless add 20% to net price of the heater.

Remote Rain-Tight Thermostat



MFG CATALOG NUMBER	MFG MODEL NUMBER	DESCRIPTION	LIST
05234202	TW155A	1 POLE, 40-110°F, 22Amp	224
05234302	TW255A	2 POLE, 40-110 °F, 22Amp	260

WARNING: This product can expose you to chemicals including nickel which is known to the State of California to cause cancer, and chromium, which is known to the State of California to cause birth defects and/or reproductive harm. For more information go to www.P65Warnings.ca.gov.

- NEMA 4X Construction with Stainless Steel Hardware
- Made in U.S.A. with domestic and foreign components